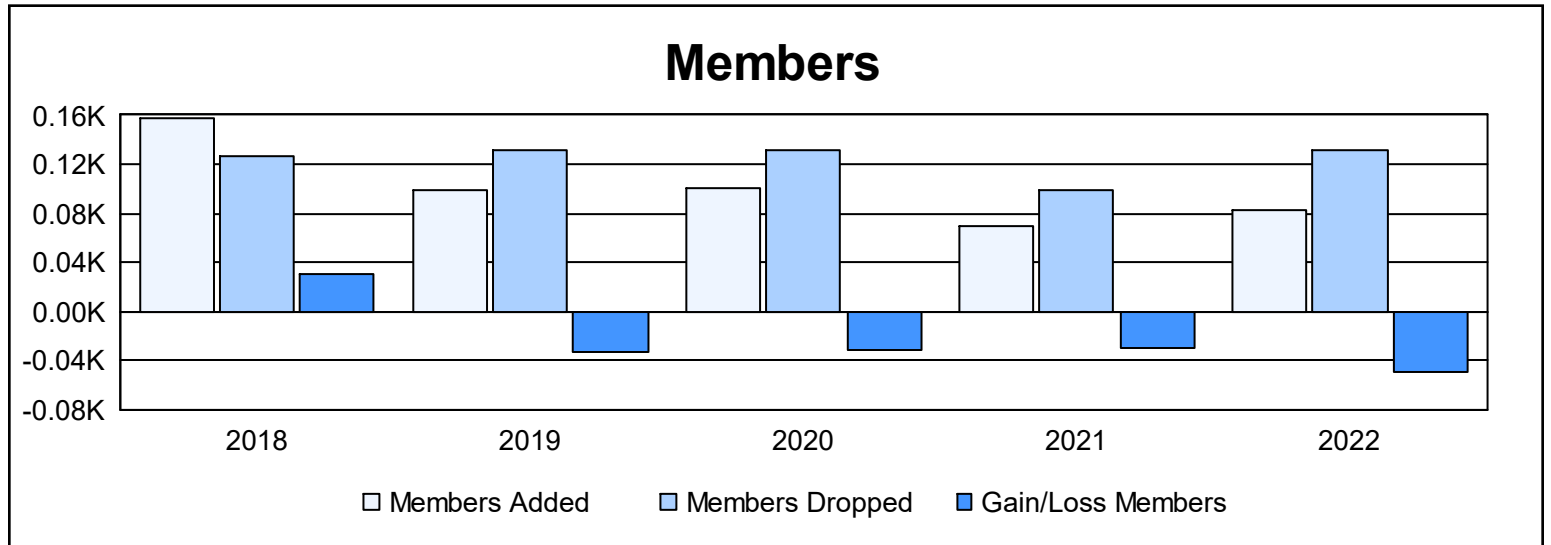

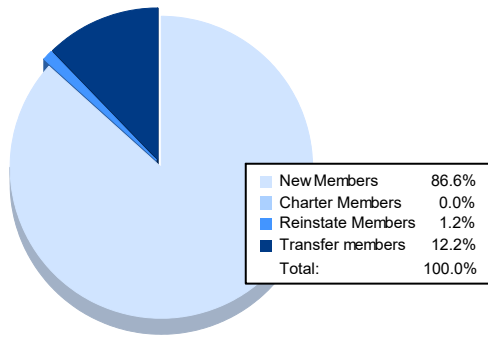


Year	New Clubs	Dropped Clubs	Gain/ Loss Clubs	New Members	Charter Members	Reinstate Members	Transfer Members	Total Member Added	Total Members Dropped	Gain/ Loss Members
2017-2018	2	0	2	97	46	5	9	157	126	31
2018-2019	0	0	0	88	0	0	11	99	132	-33
2019-2020	0	0	0	92	0	2	6	100	131	-31
2020-2021	0	0	0	59	0	5	6	70	99	-29
2021-2022	0	0	0	71	0	1	10	82	131	-49
<b>Average</b>	<b>0</b>	<b>0</b>	<b>0</b>	<b>81</b>	<b>9</b>	<b>3</b>	<b>8</b>	<b>102</b>	<b>124</b>	<b>-22</b>



### Membership Composition June 2022 Cumulative



### Gender Composition June 2022 Cumulative

